

COMMENTS / NOTES

Example of an APEX PCB Assembly using Headers to enable simple Contact replacement.

MACPANEL

WWW.MACPANEL.COM

DRAWN BY
davecooper

DATE
22/12/2017



Third Angle
Projection

DESCRIPTION

PCB_APEX_216

DRAWING NO.

PCB_APEX_216-CU

REVISION

B

SHEET
1 OF 4

562894
Grounded Lug Option

Customer PCB

632C#5
4off

SSW-109-21-G-D
12off

M901075A480
4off

564201

COMMENTS / NOTES

Exploded view of parts with Headers.

MAC-PANEL

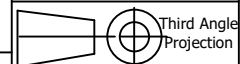
WWW.MACPANEL.COM

DRAWN BY
davecooper

DATE
22/12/2017

DESCRIPTION

PCB_APEX_216



Third Angle
Projection

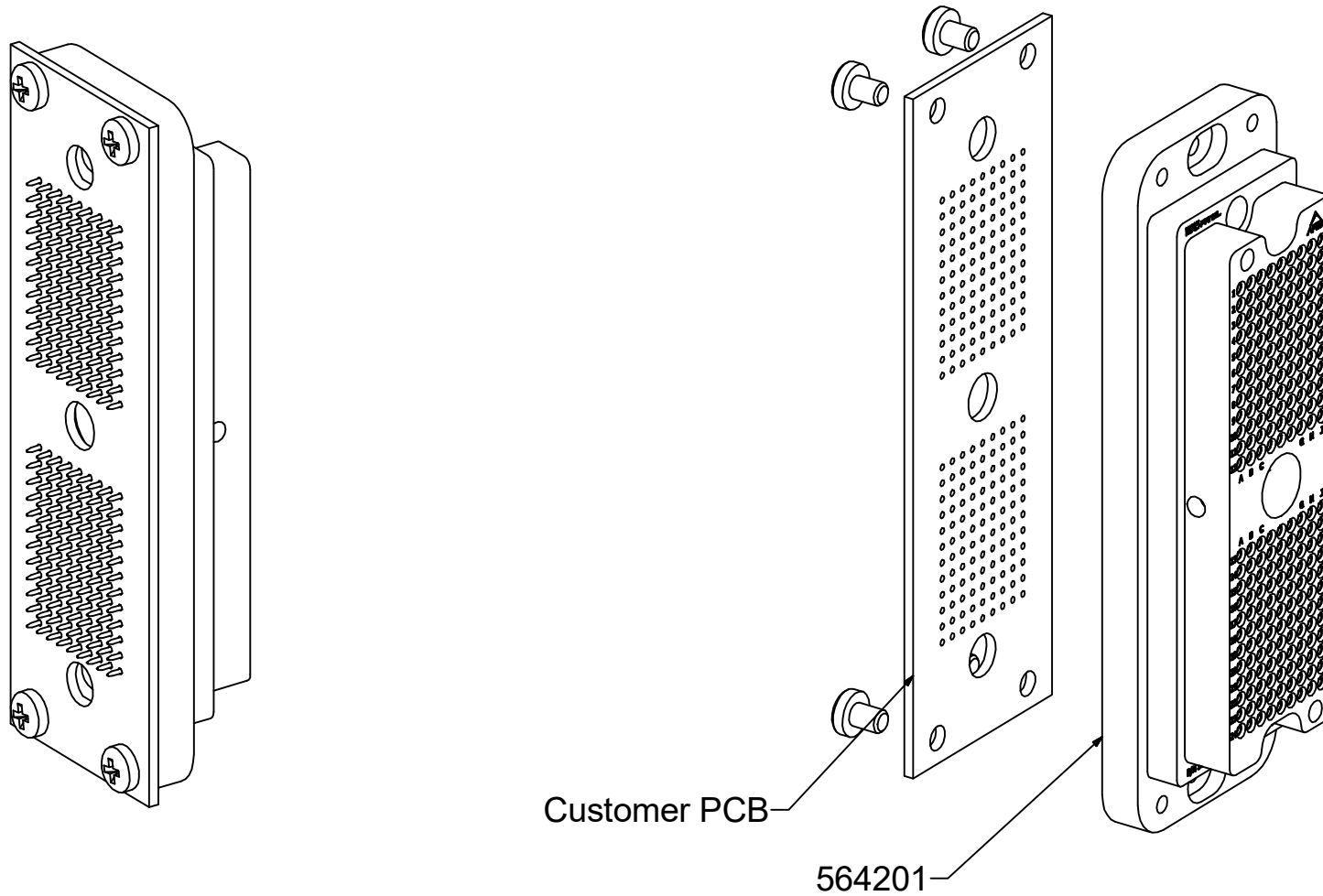
DRAWING NO.

PCB_APEX_216-CU

REVISION

B

SHEET
2 OF 4



COMMENTS / NOTES

Both Assembled and Exploded view of parts without Headers.
But difficult to remove contacts.



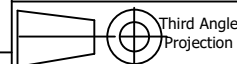
WWW.MACPANEL.COM

DRAWN BY
davecooper

DATE
22/12/2017

DESCRIPTION

PCB_APEX_216



Third Angle
Projection

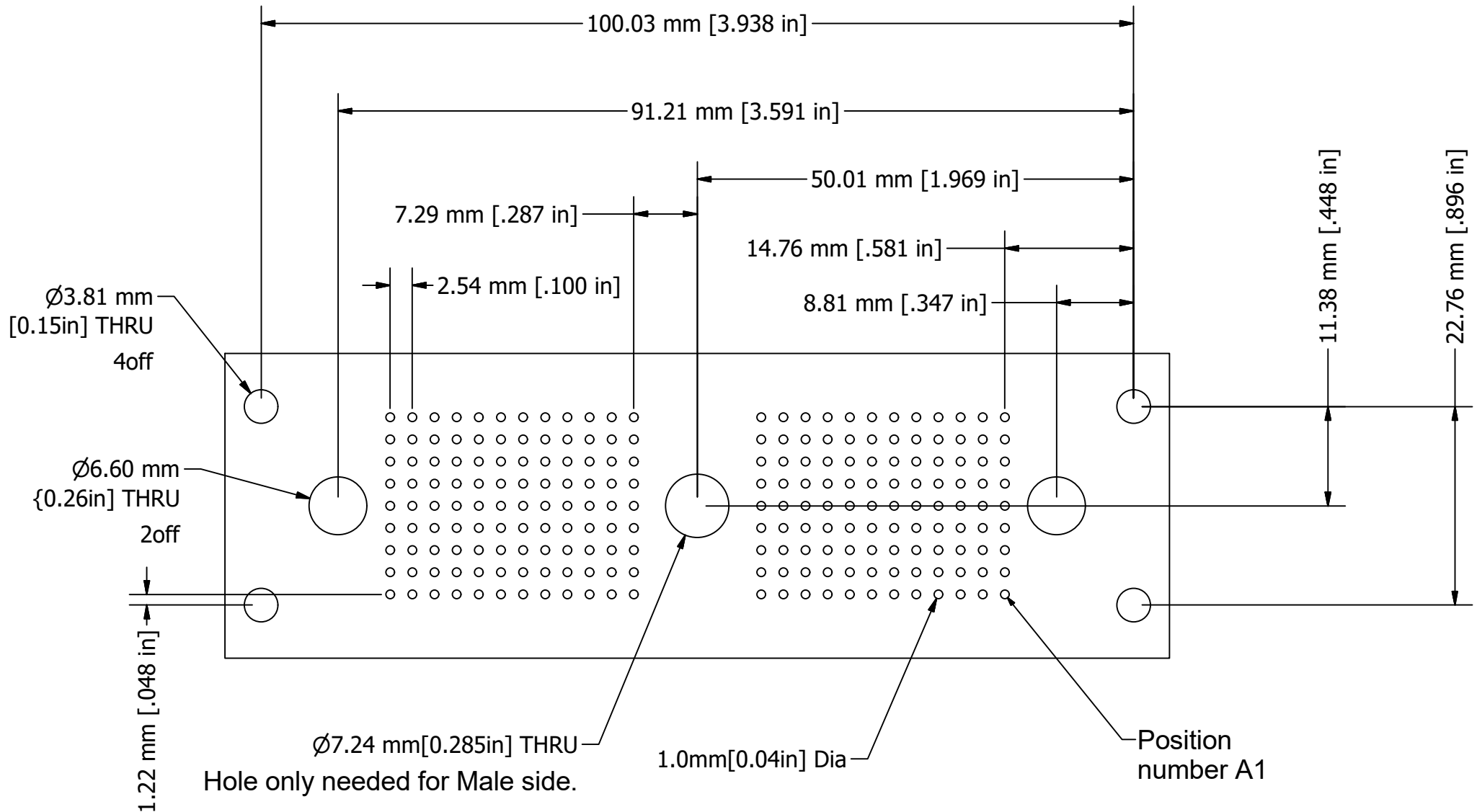
DRAWING NO.

PCB_APEX_216-CU

REVISION

B

SHEET
3 OF 4



COMMENTS / NOTES

Hole Layout for PCB Holes
View is Component side if used with 564201.



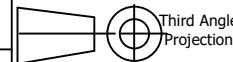
WWW.MACPANEL.COM

DRAWN BY
davecooper

DATE
22/12/2017

DESCRIPTION

APEX_216_PCB_Example



SHEET
4 OF 4

DRAWING NO.

APEX_216_PCB_Example-A-CU

REVISION

B